

WIFI 7 Small Rod Antenna

FEATURES



- Mini WIFI 7 PCB Antenna



The Feasycom F12E00034A0, F12E00034A1, F12E00034B0, F12E00034B1 range of antennas are designed to decrease the lifetime cost of M2M and mobile device installations by offering a robust, effective antenna that is easy to install and lasts the lifetime of the installation without the need for maintenance.

PRODUCTS

Part No.	Weight	Dimensions (L x W x H)	Connector	Color
(M02-0800010R0A) F12E00034A0	12.2g	Φ13*134mm	SMA MALE	Black
(M02-0800020R0A) F12E00034A1	12.2g	Φ13*134mm	RP-SMA MALE	Black
(M02-0800030R0A) F12E00034B0	12.2g	Φ13*134mm	SMA MALE	White
(M02-0800040R0A) F12E00034B1	12.2g	Φ13*134mm	RP-SMA MALE	White

SPECIFICATIONS

PARAMETER	SPECIFICATION	
Frequency Bands, MHz	2400-2500	5100-7000
VSWR (Max)	3.0:1	3.0:1
Peak Gain, dBi (Typ)	Up to 2.35@2500MHz/Up to 1.66@5580MHz	
Nominal Impedance	50 Ω	
Max Power (ambient temp of 25°C)	10 Watts	
Azimuth Beam Width (deg)	Omnidirectional	
Polarization	Linear	
Radome	PC, Black	
Storage Temperature Range (°C)	-40° C to +85° C	
Operational Temperature Range (°C)	-30° C to +80° C	
Material Substance Compliance	REACH/RoHS Compliant	
HSCODE	8517707090	
USHSCODE	8517620010	
UPC		

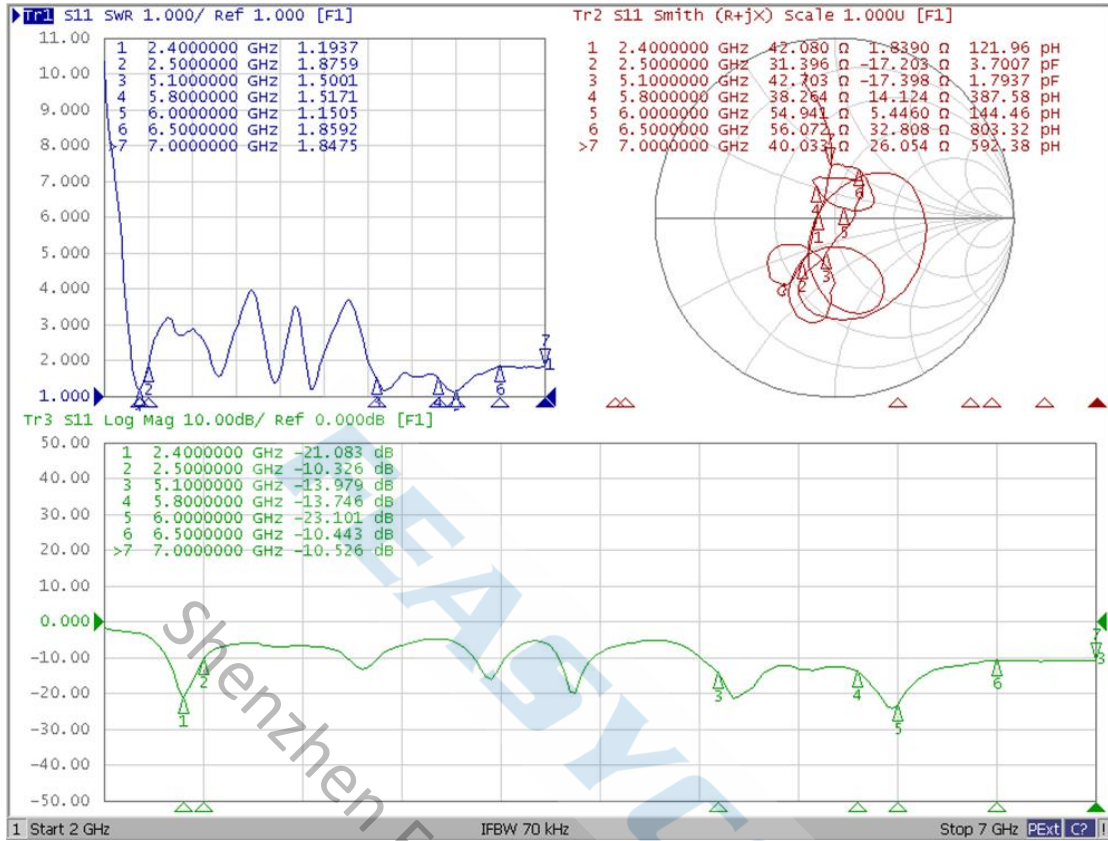
Shenzhen Feasycom Co.,LTD

ADD: Rm 508, Building A, Fenghuang Zhigu, No.50, Tiezai Road, Xixiang, Baoan District, Shenzhen, 518100, China.

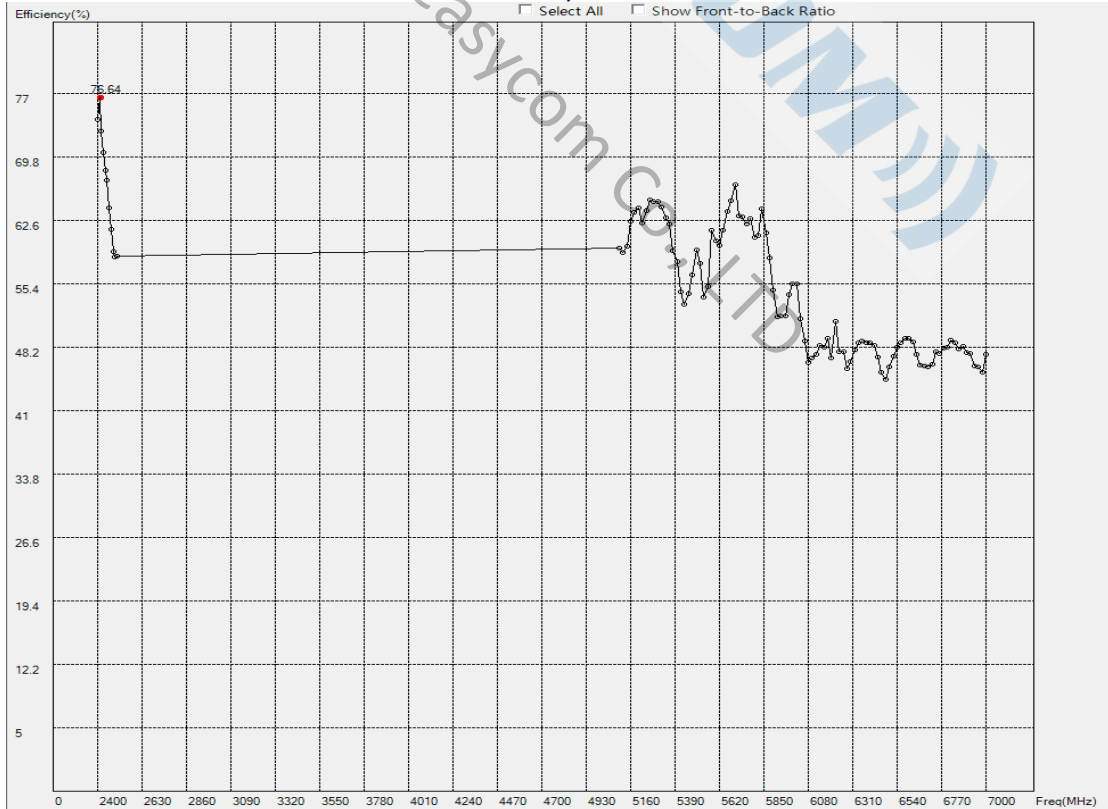
Tel: 86-755-27924639 E-mail: sales@feasycom.com

ELECTRICAL DATA

Return Loss



Efficiency (%)



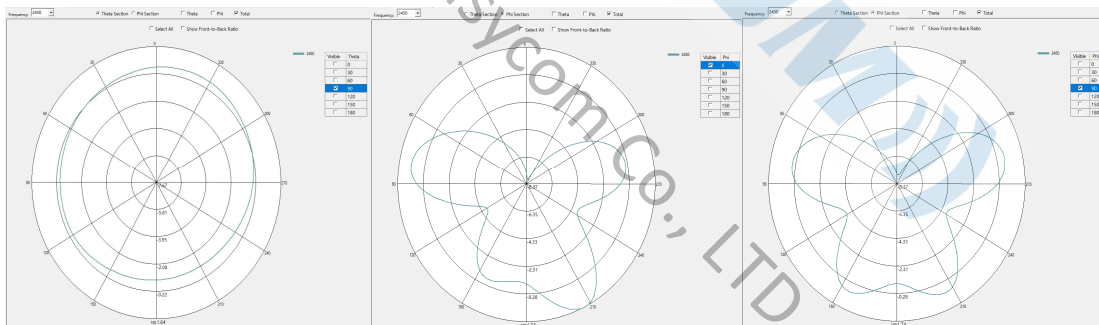


Peak Gain (dBi)

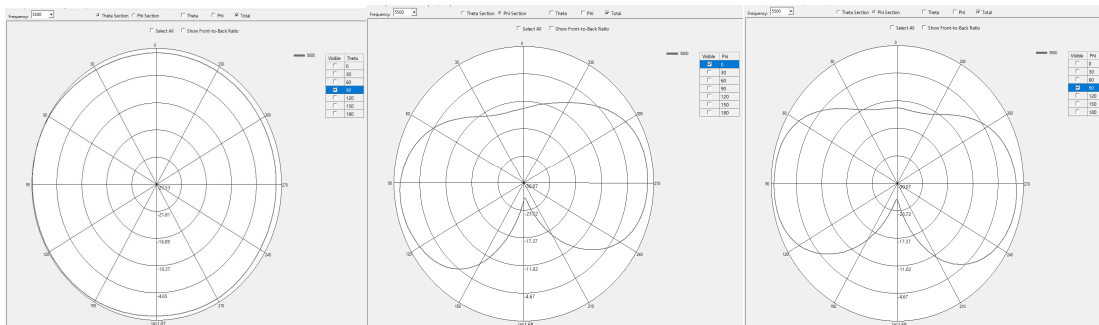


RADIATION PATTERNS

2D Radiation Pattern at 2450MHz

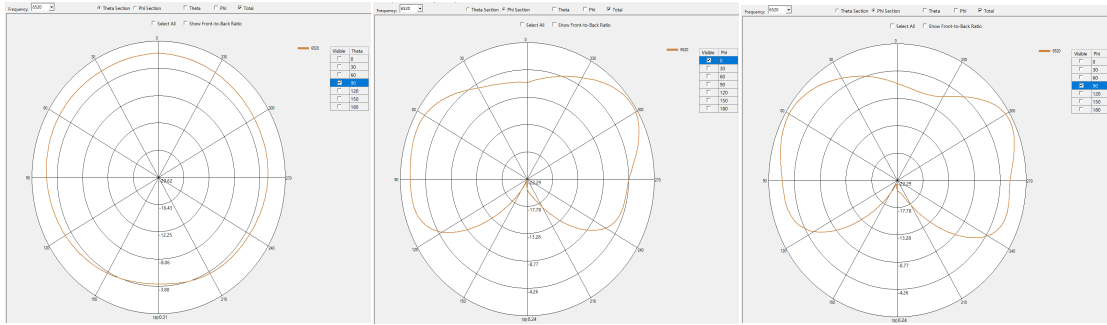


2D Radiation Pattern at 5500MHz





2D Radiation Pattern at 6420MHz



FEASYCOM
Shenzhen Feasycom Co., LTD

HOUSING CONFIGURATIONS

