



FEASYCOM®

FeasyOTA User Guide



Table of contents

1	Funticon Description	2
2	FSC-BT1026x Audio Module	4
2.1	Overview	4
2.2	BT1026x OTA Upgrade	4
2.3	FAQs	7
3	BLE Module	9
3.1	FSC-BT671/BT677B/BT677F General Upgrade	9
3.2	FSC-BT681 - General Upgrade	10
3.3	FSC-BT976 - General Upgrade	11
4	Beacon Module	13
4.1	BP106 Batch Upgrade - General	13
5	Appendix	15
5.1	Download PDF	15

Shenzhen Feasyc.com Co., Ltd.

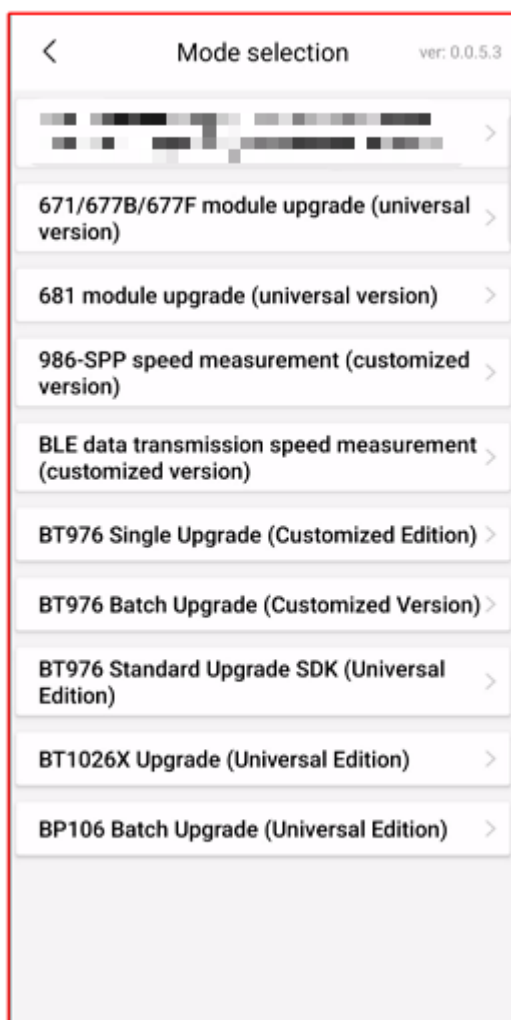
[中文版]

Version	Date	Author
2.0	2025-09-09	Oran

Shenzhen Feasycom Co., Ltd.

Chapter 1

Funticon Description



Sycom Co., Ltd.

Function Block	Description
671/677B/677F Module upgrade (Universal Edition)	General firmware upgrade for BLE modules
681 Module upgrade (Universal Edition)	General firmware upgrade for BLE modules
BT976 Individual upgrade (Customized Version)	The BLE module specifies a custom firmware upgrade
BT976 Individual upgrade (Customized Version)	The BLE module specifies a custom firmware upgrade
BT976 Standard Upgrade SDK (Universal Edition)	General firmware upgrade for BLE modules
BT1026x Upgrade (Universal Edition)	The audio module is generally upgraded
BP106 Bath Upgrade (Universal Edition)	The Beacon module is generally upgraded
BT986-SPP speed measurement (customized Edition)	Automated testing capabilities
BLE data transmission speed measurement (customized Edition)	Automated testing capabilities

Shenzhen Fea

Chapter 2

FSC-BT1026x Audio Module

2.1 Overview

In FeasyBlue v3.5.0 and above, FSC-BT1026x series firmware upgrade will no longer be supported, and you need to use FeasyOTA for operation.

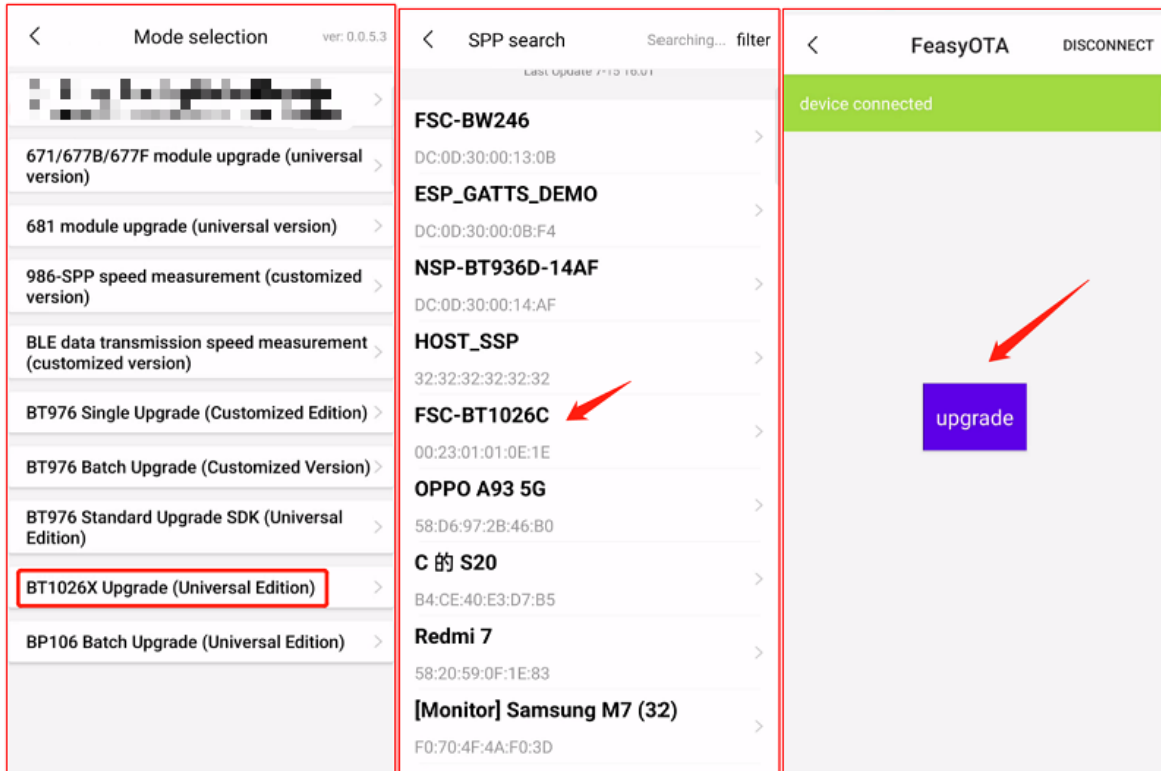
Mobile phone models and system versions that have been tested to be upgraded normally: (**Including but not limited to the following**)

Phone model	System version
HUAWEI P40	HarmonyOS 4.0
HUAWEI P30	HarmonyOS 3.0
xiaomi 12S Pro	Android 13
xiaomi 11	Android 11
xiaomi 10	Android 13
xiaomi 9	Android 11
OPPO Reno4	Andorid 13
Mi 10S	Andorid 12
relme 12Pro	Android 14

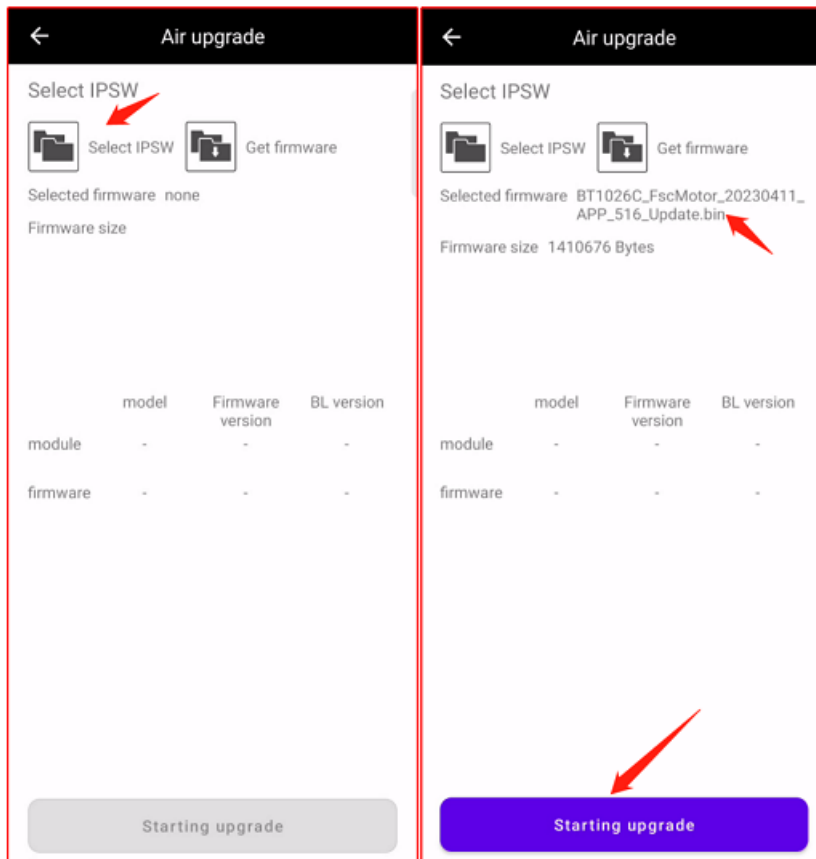
2.2 BT1026x OTA Upgrade

1. Main interface, click **BT1026x Upgrade**
2. Tap the name of the Bluetooth you want to upgrade

3. After clicking **Upgrade**, there are two ways to upgrade



Select Firmware: The upgrade file has been stored on the phone, and the upgrade file is found and upgraded, as shown in the following figure. Select the upgrade file in the folder, select Upgrade, start the upgrade, and wait for the upgrade to complete.



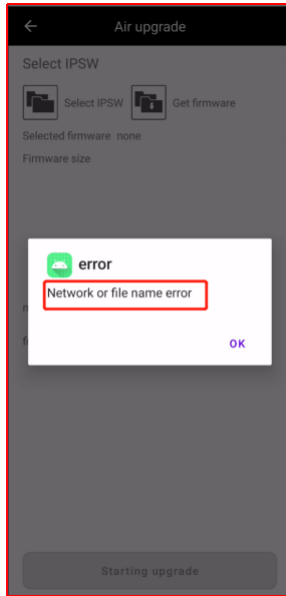
Get the firmware: When using this method, pay attention to the mobile phone needs to be connected to the Internet and enter the corresponding download path.



After entering the correct path, click OK, the App will automatically download the upgrade file, after the download is completed, click Start Upgrade, and wait for the upgrade to complete

2.3 FAQs

1. When installing the App, please allow the App to obtain permissions such as “Nearby Devices”, “Location Information”, “Media & Files”, otherwise the module firmware may not be upgraded.
2. To download the upgrade file by entering the path, you need to pay attention to the mobile phone network, and the path output is correct (case sensitive), otherwise an error will be reported, as shown in the figure.
3. During the upgrade process, be careful not to disconnect the power supply.



Shenzhen Feasycom Co.,Ltd.

Chapter 3

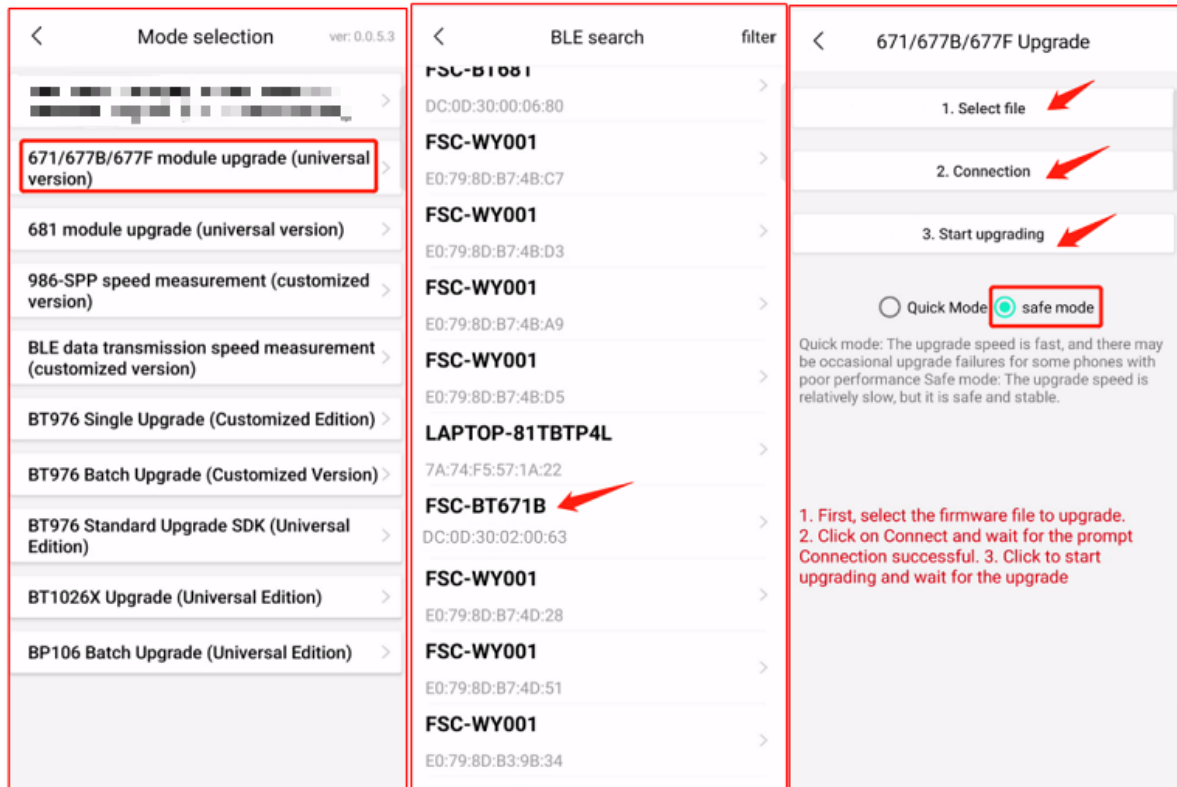
BLE Module

3.1 FSC-BT671/BT677B/BT677F General Upgrade

1. Main interface, click **671/677B/677F module upgrade(universal version)**
2. Tap the name of the Bluetooth you want to upgrade
3. Click Choose File -> Connect -> to start the upgrade
4. The upgrade is complete, After clicking Start Upgrade, there are two ways to upgrade:

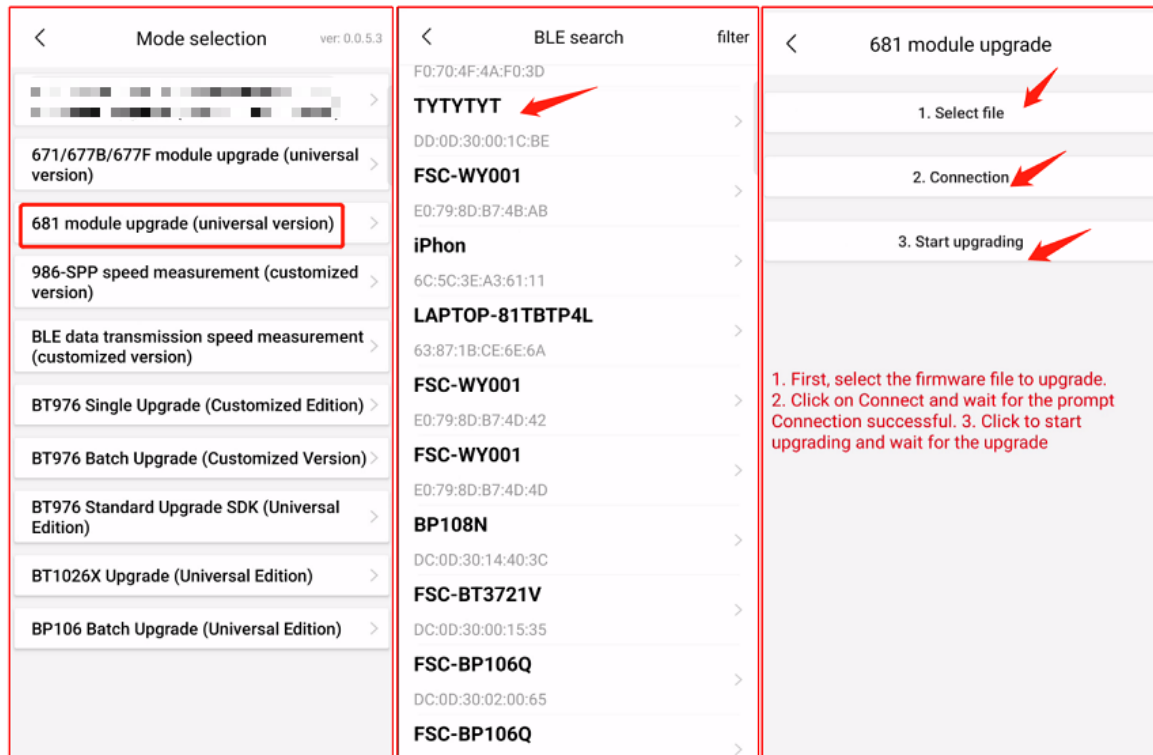
Safe Mode :The default upgrade method is slower, which is relatively safer and more stable

Quick Mode :The upgrade speed is fast, and the performance of some mobile phones will affect the upgrade result



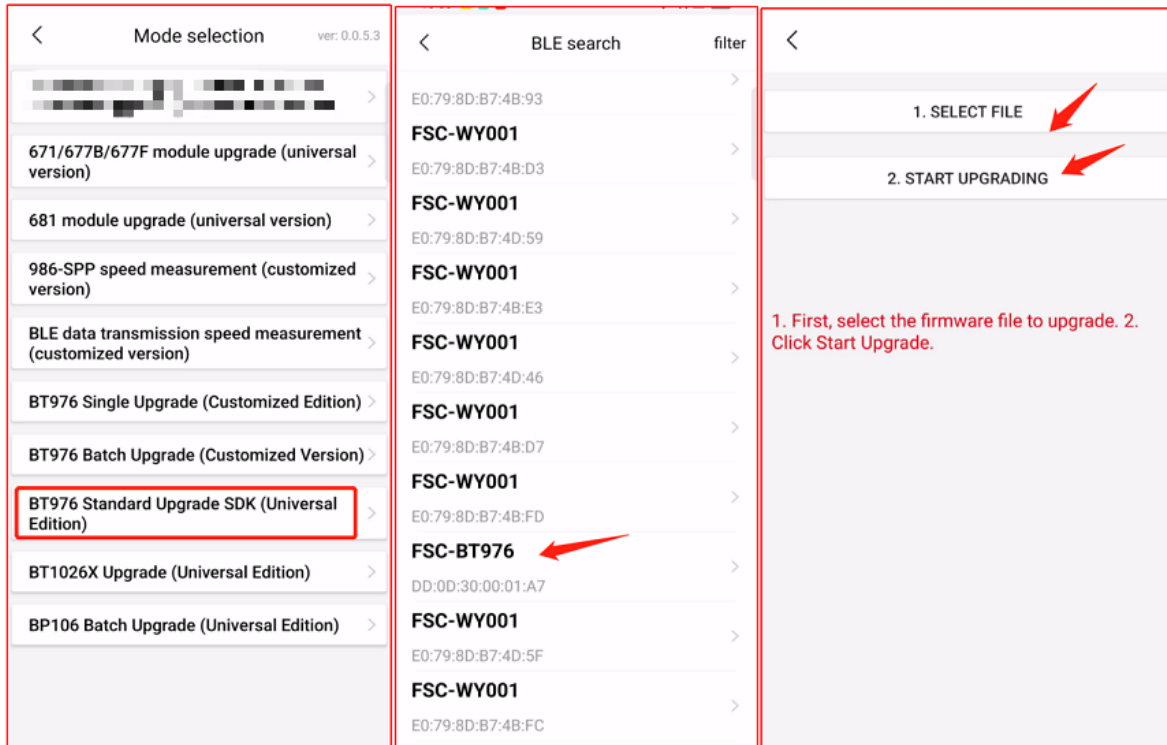
3.2 FSC-BT681 - General Upgrade

1. Main interface, click **681 module upgrade(universal version)**
2. Tap the name of the Bluetooth you want to upgrade
3. Click Choose File -> Connect -> to start the upgrade
4. The upgrade is complete



3.3 FSC-BT976 - General Upgrade

1. Main interface, click **BT976 Standard Upgrade SDK(Universal Edition)**
2. Tap the name of the Bluetooth you want to upgrade
3. Click Choose file
4. Click Start Upgrade
5. The upgrade is complete



Shenzhen Feasycom

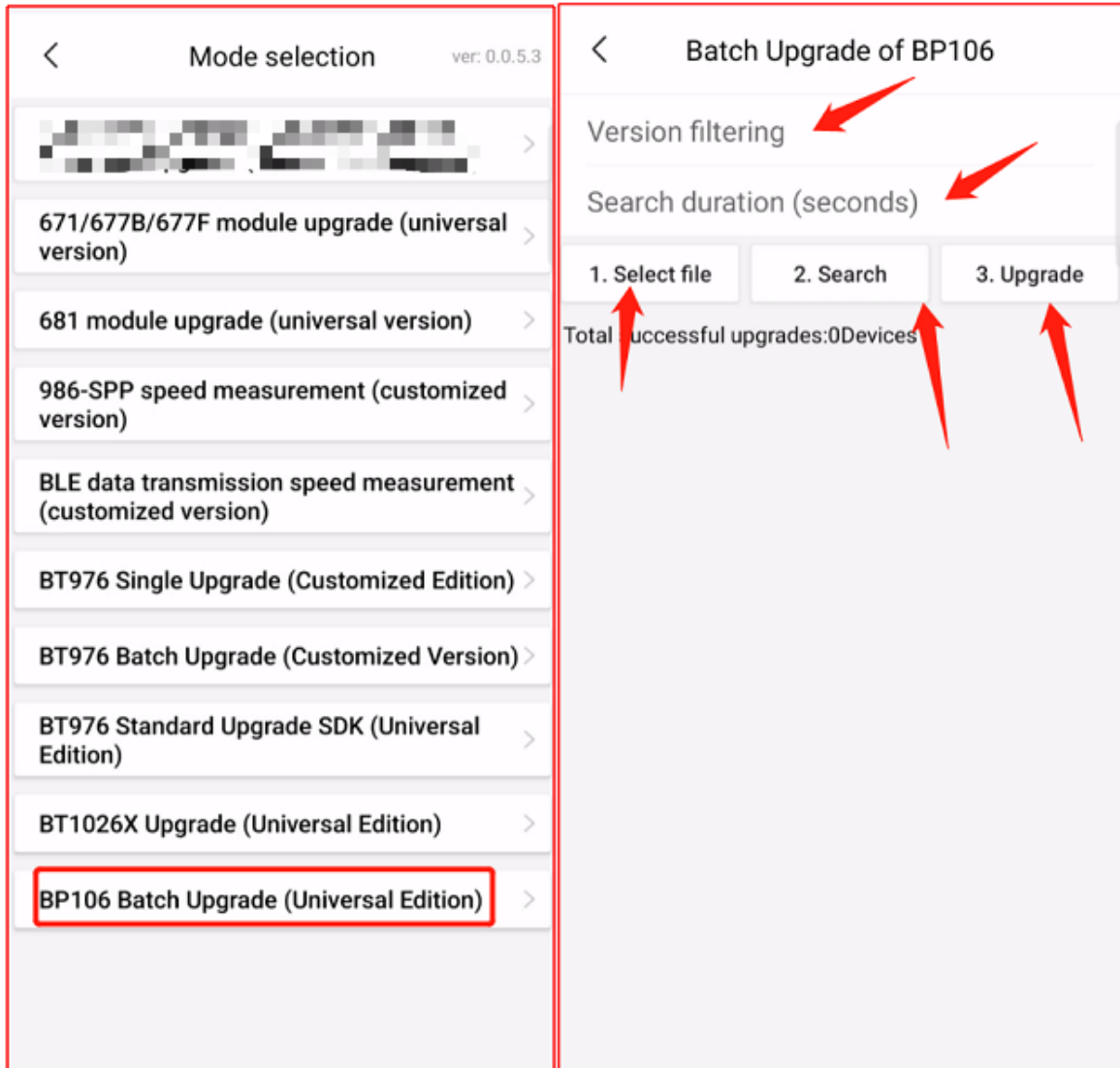
Chapter 4

Beacon Module

4.1 BP106 Batch Upgrade - General

1. Main interface, click **BP106 Bath Upgrade**
2. Add filtering information
3. Click Select File > Search > to start the upgrade

Shenzhen Feasyscom Co., Ltd.



Shenzhen

Chapter 5

Appendix

5.1 Download PDF

- FeasyOTA User Guide (OTA)

Shenzhen Feasycom Co., Ltd.